

Other Popular Request-to-Exit Plates

SD-7201GC-PE1



- Green, 1 1/2" dia., mushroom-cap push button.
- N.O./N.C. contact rated 5A @ 125 VAC.
- "EXIT" and "SALIDA" silk-screened on plate.

SD-7202GC-PE



- 2" square green, illuminated, momentary push button.
- N.O./N.C. contact rated 10A @ 125 ~ 250 VAC.
- Includes: "PUSH TO EXIT" & "PRESIONE PARA SALIR" button faces.

SD-927PKC-NEQ



- No Touch Request-To-Exit Plate.
- Range up to 4" (10cm).
- 3A relay, triggers min. 0.5 sec. or as long as hand is near the sensor.
- Green LED-illuminated sensor area for easy identification. LED turns red to show the relay is triggered.
- Quick connect screwless terminal block.

Note: The SD-7201GC-PE1 and SD-7202GC-PE are also available with timer.

WARNING: Incorrect mounting which leads to exposure to rain or moisture inside the enclosure could cause a dangerous electric shock, damage the device, and void the warranty. Do not open the case of this device, as there are no field-serviceable components inside.

WARRANTY: This SECO-LARM product is warranted against defects in material and workmanship while used in normal service for a period of one (1) year from the date of sale to the original consumer customer. SECO-LARM's obligation is limited to the repair or replacement of any defective part if the unit is returned, transportation prepaid, to SECO-LARM. This Warranty is void if damage is caused by or attributed to acts of God, physical or electrical misuse or abuse, neglect, repair, or alteration, improper or abnormal usage, or faulty installation, or if for any other reason SECO-LARM determines that such equipment is not operating properly as a result of causes other than defects in material and workmanship. The sole obligation of SECO-LARM, and the purchaser's exclusive remedy, shall be limited to replacement or repair only, at SECO-LARM's option. In no event shall SECO-LARM be liable for any special, collateral, incidental, or consequential personal or property damages of any kind to the purchaser or anyone else.

NOTICE: The information and specifications printed in this manual are current at the time of publication. However, the SECO-LARM policy is one of continual development and improvement. For this reason, SECO-LARM reserves the right to change specifications without notice. SECO-LARM is also not responsible for misprints or typographical errors. Copyright © 2009 SECO-LARM U.S.A., Inc. All rights reserved. This material may not be reproduced or copied, in whole or in part, without the written permission of SECO-LARM.

SECO-LARM® U.S.A., Inc.

16842 Millikan Avenue, Irvine, CA 92606

Tel: 800-662-0800 / 949-261-2999 Fax: 949-261-7326

Website: www.seco-larm.com

E-mail: sales@seco-larm.com

FILE: DT/DTP/MISD71_7204SGEX1Q_0912.pmd

ORDER PART# 763-158-1%

PITSW1

Installation Manual

ENFORCER®

SD-7104SGEX1Q – Slim-Line

SD-7204SGEX1Q – Single Gang

Vandal Resistant Push-To-Exit Plates



SD-7204SGEX1Q Shown

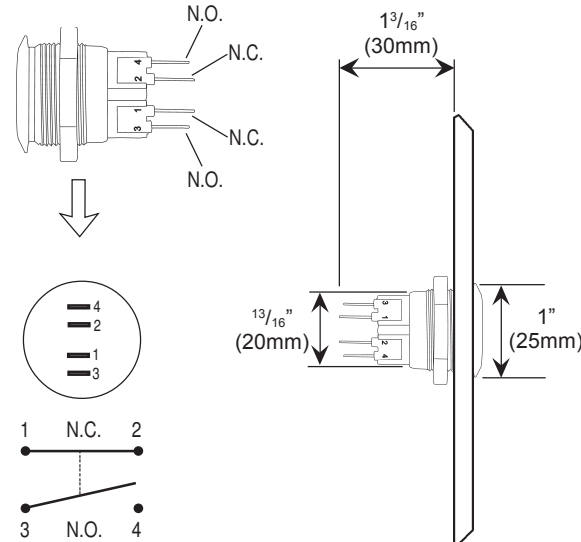
Installation:

1. Run two wires through the wall to the back-box.
2. Connect wires to either 1-2 (N.C.) or 3-4 (N.O.).
4. Screw plate to the back-box, using caution not to pinch any wires.

Features:

- Vandal resistant, 1" (25mm) dia. momentary pushbutton.
- N.O./N.C. contact rated 5A @ 250VAC.
- "EXIT" and "SALIDA" silk-screened on plate.

Connections:

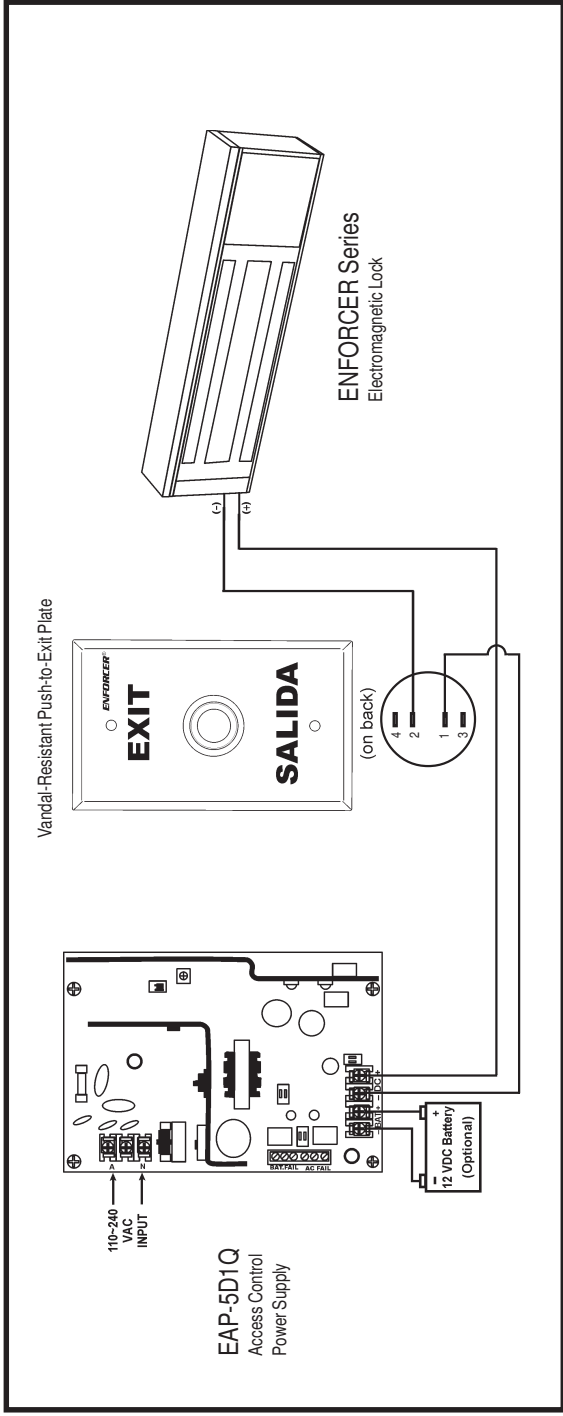


Included in this box:

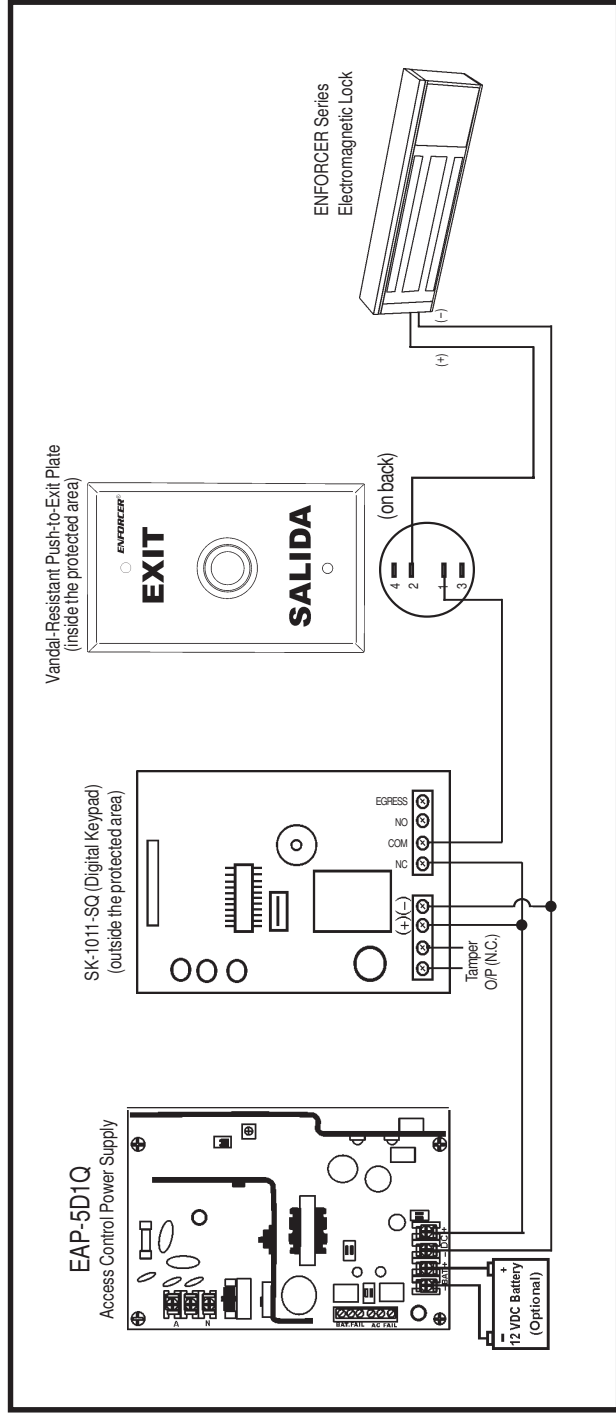
- Stainless-steel push-to-exit plate with vandal resistant switch.
- 2 mounting screws.
- 4 crimp style push on connectors.

Example Installations:

1. Installation with Electromagnetic Lock



2. Installation with Electromagnetic Lock and Keypad



3. Installation with Electric Doorstrike

